

TEST REPORT

Product Name : Pocket WiFi+LAN

Model Number : Pocket WiFi+LAN

Prepared for : SolaX Power Network Technology (Zhejiang) Co., Ltd.
Address : No.288, Shizhu Road, Tonglu Economic Development
Zone, Tonglu City, Zhejiang Province 310000,P. R. CHINA

Prepared by : EMTEK (NINGBO) CO., LTD.
Address : No. 8, Building 8, Lane 216, Qingyi Road, Ningbo Hi-Tech
Zone, Ningbo, Zhejiang, China

Tel: +86-574-27907998

Fax: +86-574-27721538

Report Number : ENB2301300046W00702R
Date(s) of Tests : January 30, 2023 to February 27, 2023
Date of issue : February 28, 2023



TABLE OF CONTENT

1. TEST RESULT CERTIFICATION	3
2. EUT DESCRIPTION	4
3. FACILITIES AND ACCREDITATIONS.....	6
3.1 FACILITIES	6
3.2 EQUIPMENT	6
3.3 LABORATORY ACCREDITATIONS AND LISTINGS.....	6
4. GENERAL PRODUCT INFORMATION	7
4.1 Product Function and Intended Use.....	7
4.2 Ratings and System Details	7
5. TEST RESULT	8



1. TEST RESULT CERTIFICATION

Applicant : SolaX Power Network Technology (Zhejiang) Co., Ltd.
Address : No.288, Shizhu Road, Tonglu Economic Development Zone, Tonglu City,
Zhejiang Province 310000,P. R. CHINA
Manufacturer : SolaX Power Network Technology (Zhejiang) Co., Ltd.
Address : No.288, Shizhu Road, Tonglu Economic Development Zone, Tonglu City,
Zhejiang Province 310000,P. R. CHINA
EUT : Pocket WiFi+LAN
Model Name : Pocket WiFi+LAN
Trademark : SolaX Power


Test Procedure Used:


Radio communications (Electromagnetic Radiation-Human Exposure) Standard -2014
AS/NZS 2772.2:2016 standard: Part 2: Principles and methods of measurement and computation—3 kHz to 300 GHz
ARPANSA standard: radiation protection standard for Maximum Exposure Levels to Radiofrequency Fields —3 kHz to 300 GHz

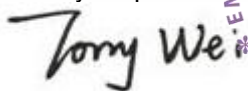
The device described above is tested by EMTEK (NINGBO) CO., LTD. to determine the maximum emission levels emanating from the device and the severe levels of the device can endure and its performance criterion. This report shows the EUT to be technically compliant with Radio communications Standard 2014 and the ARPANSA standard requirements. The test results are contained in this report and EMTEK (NINGBO) CO., LTD. is assumed full responsibility for the accuracy and completeness of these tests.


This report applies to above tested sample only and shall not be reproduced in part without written approval of EMTEK (NINGBO) CO., LTD.

Date of Test : January 30, 2023 to February 27, 2023

Prepared by : 
June Gao /Editor

Reviewer : 
Vinay /Supervisor

Approve & Authorized Signer : 
Tony Wei/Manager



2. EUT DESCRIPTION

Product:	Pocket WiFi+LAN
Model Number:	Pocket WiFi+LAN
Sample Number:	1#
WIFI	
WLAN Supported:	<input checked="" type="checkbox"/> 802.11b <input checked="" type="checkbox"/> 802.11g <input checked="" type="checkbox"/> 802.11n(20MHz channel bandwidth) <input checked="" type="checkbox"/> 802.11n(40MHz channel bandwidth)
Modulation:	<input checked="" type="checkbox"/> DSSS with DBPSK/DQPSK/CCK for 802.11b <input checked="" type="checkbox"/> OFDM with BPSK/QPSK/16QAM/64QAM for 802.11g/n
Frequency Range:	<input checked="" type="checkbox"/> 2412-2472MHz for 802.11b/g/n(HT20) <input checked="" type="checkbox"/> 2422-2462MHz for 802.11n(HT40)
Number of Channels:	<input checked="" type="checkbox"/> 13 Channels for 802.11b/g/n(HT20) <input checked="" type="checkbox"/> 9 Channels for 802.11n(HT40)
Max Transmit Power:	17.93 dBm
Antenna:	PCB Antenna
Antenna Gain:	3.17 dBi
Test Voltage:	DC 5V for USB
Date of Received:	January 30, 2022
Temperature Range:	-35°C ~ +60°C

Modified History

Version	Summary	Date of Rev.	Report No.
/	Original Report	/	ENB2301300046W00702R



3. FACILITIES AND ACCREDITATIONS

3.1 FACILITIES

All measurement facilities used to collect the measurement data are located at

No. 8, Building 8, Lane 216, Qingyi Road, Ningbo Hi-Tech Zone, Ningbo, Zhejiang, China

The sites are constructed in conformance with the requirements of ANSI C63.7, ANSI C63.10 and CISPR Publication 32.

3.2 EQUIPMENT

Radiated emissions are measured with one or more of the following types of linearly polarized antennas: tuned dipole, biconical, log periodic, bi-log, and/or ridged waveguide, horn. Spectrum analyzers with preselectors and quasi-peak detectors are used to perform radiated measurements.

Conducted emissions are measured with Line Impedance Stabilization Networks and EMI Test Receivers.

Calibrated wideband preamplifiers, coaxial cables, and coaxial attenuators are also used for making measurements.

All receiving equipment conforms to CISPR Publication 16-1, "Radio Interference Measuring Apparatus and Measurement Methods."

3.3 LABORATORY ACCREDITATIONS AND LISTINGS

Site Description

EMC Lab.

: **Accredited by CNAS**

The Certificate Registration Number is L6666.

The Laboratory has been assessed and proved to be in compliance with CNAS-CL01:2018 (identical to ISO/IEC 17025:2017)

Accredited by FCC

Designation Number: CN1302

Test Firm Registration Number: 436491

Accredited by A2LA

The certificate is valid until May 31, 2023

Accredited by Industry Canada

The Conformity Assessment Body Identifier is CN0114

Name of Firm : EMTEK (NINGBO) CO., LTD.

Site Location : No. 8, Building 8, Lane 216, Qingyi Road, Ningbo Hi-Tech Zone, Ningbo, Zhejiang, China

4. GENERAL PRODUCT INFORMATION

4.1 Product Function and Intended Use

The submitted sample is wireless transceiver includes transmitter and receiver.

4.2 Ratings and System Details

Operating Mode(s) & Operating Frequency Range(s):	<input checked="" type="checkbox"/> 2412-2472MHz for 802.11b/g/n(HT20) <input checked="" type="checkbox"/> 2422-2462MHz for 802.11n(HT40)
Test Modulation:	<input checked="" type="checkbox"/> DSSS with DBPSK/DQPSK/CCK for 802.11b <input checked="" type="checkbox"/> OFDM with BPSK/QPSK/16QAM/64QAM for 802.11g/n
Transmit Power EIRP (MAX):	17.93 dBm
Power supply:	DC 5V for USB
Type of Antenna:	PCB Antenna
Antenna Gain:	3.16 dBi

5. TEST RESULT

5.2 MPE Evaluation

$$S = PG * \text{Duty factor} / 4\pi R^2$$

P = AV Power Input to antenna (Watts)

G =Antenna Gain (numeric)

R = distance to the center of radiation of antenna (in meter) = 0.20 m

Note:

1) $P \text{ (Watts)} = (10^{(\text{dBm} / 10)}) / 1000$

2) $G \text{ (Antenna gain in numeric)} = 10^{(\text{Antenna gain in dBi} / 10)}$

3) Duty factor

Mode TX
Duty factor 0.99

4) $\pi = 3.142$

5.3 Measurement of RF conducted Power

Mode TX
AV Power 17.93 dBm

5.4 Summary of Results

The maximum power density at a distance of 0.5 m for EUT is shown as below:

WIFI

Antenna Gain(dBi)	Antenna Gain (numeric)	AV Output Power (dBm)	AV Output Power (W)	Duty factor	Calculated RF Exposure (W/m ²)	Limit (W/ m ²)
3.16	3.07	17.93	0.0621	0.99	0.123	10

5.5 Measurement Uncertainty

Extended Uncertainty (k=2) 95% 0.5dB

*** End of Report ***

声明 Statement

1. 本报告无授权批准人签字及“检验报告专用章”无效；

This report will be void without authorized signature or special seal for testing report.

2. 未经许可本报告不得部分复制；

This report shall not be copied partly without authorization.

3. 本报告的检测结果仅对送测样品有效，委托方对样品的代表性和资料的真实性负责；

The test results or observations are applicable only to tested sample. Client shall be responsible for representativeness of the sample and authenticity of the material.

4. 本检测报告中检测项目标注有特殊符号则该项目不在资质认定范围内，仅作为客户委托、科研、教学或内部质量控制等目的使用；

The observations or tests with special mark fall outside the scope of accreditation, and are only used for purpose of commission, research, training, internal quality control etc.

5. 本检测报告以实测值进行符合性判定，未考虑不确定度所带来的风险，本实验室不承担相关责任，特别约定、标准或规范中有明确规定的除外；

The test results or observations are provided in accordance with measured value, without taking risks caused by uncertainty into account. Without explicit stipulation in special agreements, standards or regulations, EMTEK shall not assume any responsibility.

6. 对本检测报告若有异议，请于收到报告之日起 20 日内提出；

Objections shall be raised within 20 days from the date receiving the report.